



IMI Analyst Briefing 2026 Q1

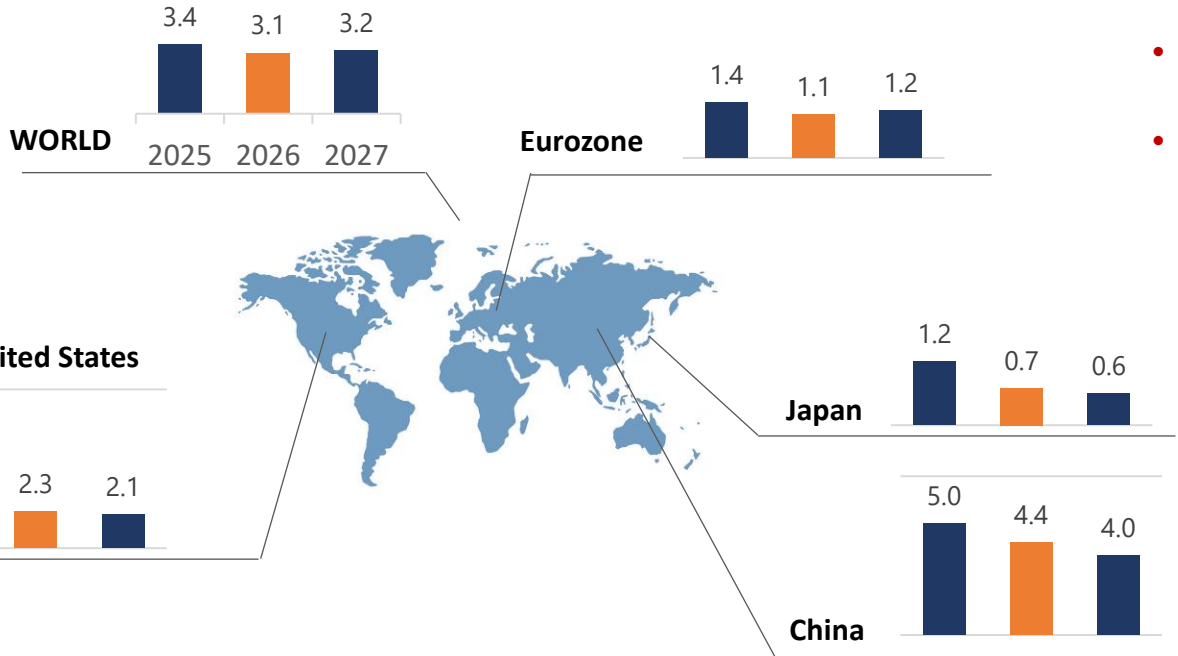
May 14, 2026
Online



Market Outlook



Economic Growth Figures



- Middle East conflict introduces major uncertainty, driving down growth forecasts
- Further downside could materialize if conflict worsens
- Despite global uncertainty, no adverse effect to IMI business so far, with sites proactively preparing for potential disruptions

	2025	2026	2027
Global Inflation	4.1%	4.4%	3.7%

Source: IMF World Bank Outlook April 2026

CONFIDENTIAL AND PROPRIETARY. Any use or dissemination of this material without the expressed written permission of Integrated Micro-Electronics Inc. and/or AC Industrial Technology Holdings Inc. is strictly prohibited.





Mobility Market Outlook



- ADAS adoption continues to climb driven by government mandates with 72% of newly manufactured vehicles equipped with at least one ADAS feature in 2025
- Electronic content per vehicle continues to rise from 35% of average vehicle cost in 2010 to a forecasted 50% in 2030.
- Global rise in fuel prices drove demand for hybrids and electric vehicles with a 28% jump in EV inquiries in USA and EU. EV market share in EU already at 19% from 15% last year



Medical and Connectivity Market Outlook



- Medical electronics market projected to grow to US\$ 140B in 2026 (a 14.5% y-o-y growth), driven by rising diagnostic and monitoring needs
- Power management a key factor in data center growth as AI workloads projected to reach 50% global share by 2030 from 25% last year
- Efficient thermal management is shaping data center electronics demand in 2026

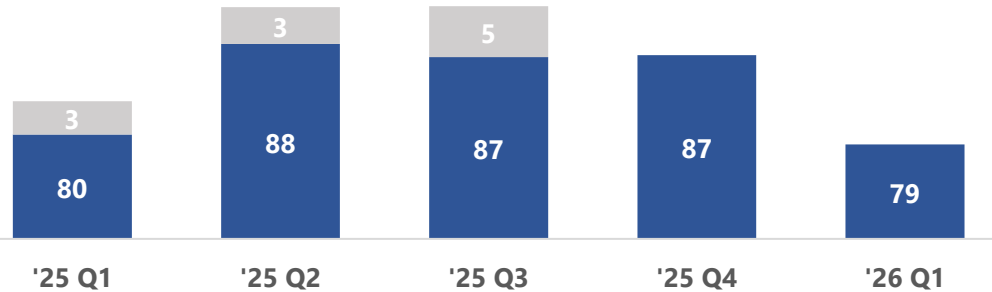
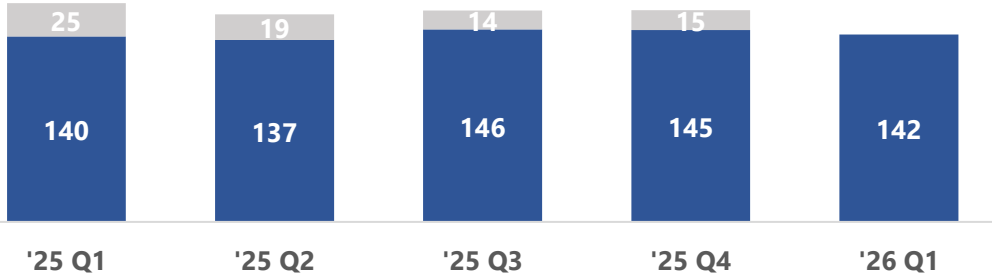


Financials



Segment Updates

CORE VIA



➤ Mobility:

- Core Q1 Revenues -2% Q/Q ; +1% Y/Y
- Mobility market stabilizing with European market growing 4.1% year-on-year increase in passenger vehicle sales largely driven by a 26% increase in battery-electric vehicle sales
- Majority of IMI end-market in Europe and North America, limited impact by Middle Eastern conflict so far
- Rise in fuel prices driving interest in hybrid and electric vehicles
- IMI well positioned to capture growth in demand driven by government-mandated safety features such as driver monitoring cameras

➤ Non-Mobility:

- Core Q1 Revenues -9% Q/Q ; -1% Y/Y
- Non-mobility business now account for 36% of IMI Core 2026 Q1 revenue portfolio
- Pushout of demand from wireless payment application customer
- Sales teams continue to drive towards data centers, medical segment and power module applications

in US\$ Millions

CONFIDENTIAL AND PROPRIETARY. Any use or dissemination of this material without the expressed written permission of Integrated Micro-Electronics Inc. and/or AC Industrial Technology Holdings Inc. is strictly prohibited.





Region Updates

	'25 Q1	'25 Q2	'25 Q3	'25 Q4	'26 Q1	Q/Q%	Y/Y%
PH	57.6	61.9	69.5	69.0	65.7	-5%	14%
CN	42.2	41.3	47.1	39.0	40.5	4%	-4%
EU	90.4	91.0	89.9	94.6	93.2	-1%	3%
MX	33.5	36.8	31.2	32.2	24.8	-23%	-26%

➤ Philippines:

- Industrial security business has fully recovered but offset by pushout of demand from wireless payment system customer
- Plastic and machining capabilities being integrated into product offering

➤ China:

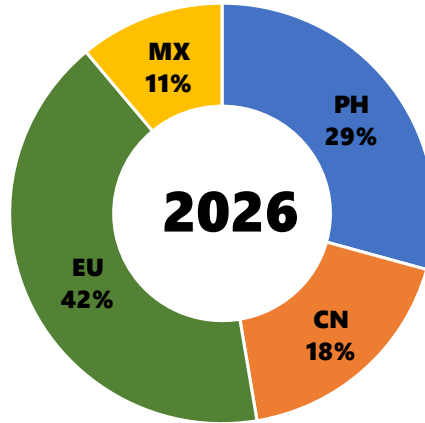
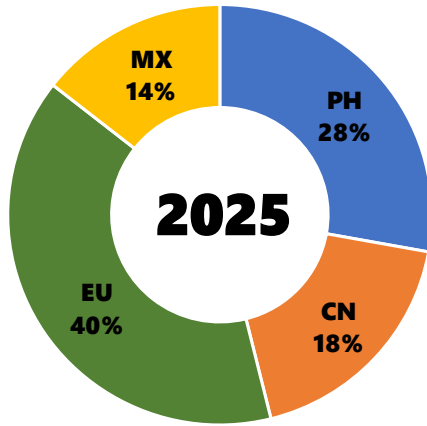
- Stable topline with profitability results driven by streamlined footprint

➤ Europe:

- Recovery of demand in mobility market

➤ Mexico:

- Strategic exit out of low-margin accounts
- Delay in ramp-up of new business forecasted to recover within the year



Core business revenues in US\$ Millions

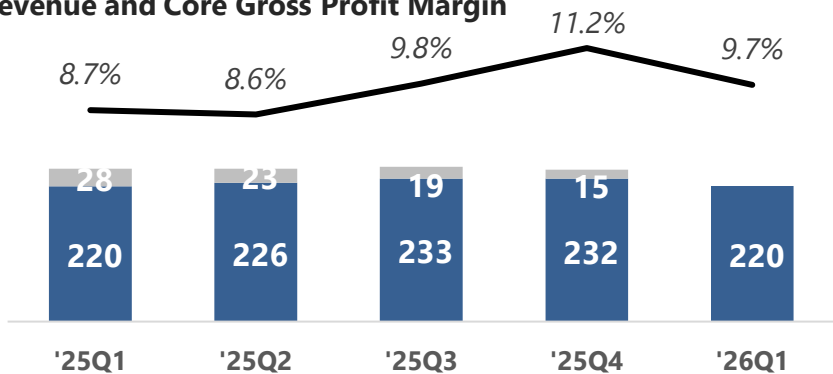
CONFIDENTIAL AND PROPRIETARY. Any use or dissemination of this material without the expressed written permission of Integrated Micro-Electronics Inc. and/or AC Industrial Technology Holdings Inc. is strictly prohibited.



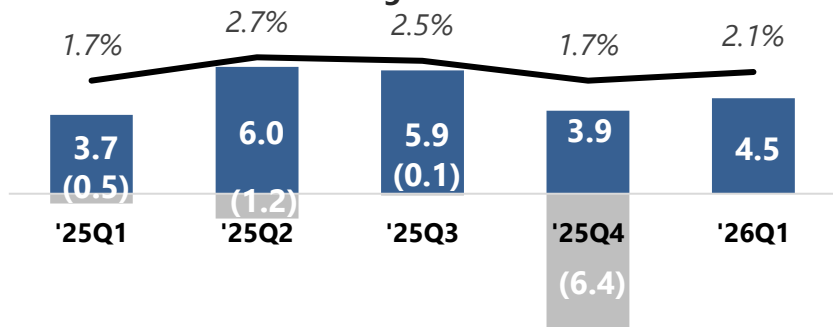


Group Performance (Non-GAAP)

Revenue and Core Gross Profit Margin



Net Income and Core Margin

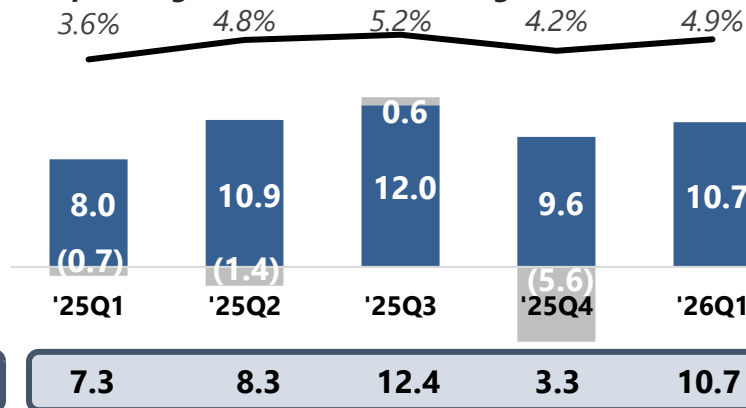


Group Reported

Group Reported

CORE VIA

Operating Income and Core Margin



- Despite sluggish market demand, margin expansion is evident in y-o-y comparisons
- Repayment of loans over the past two years has reduced interest expense in 2026
- Unrealized FX loss in Q1 2026 from revaluation of balance sheet

3.3 4.3 7.2 (1.3) 4.5

in US\$ Millions

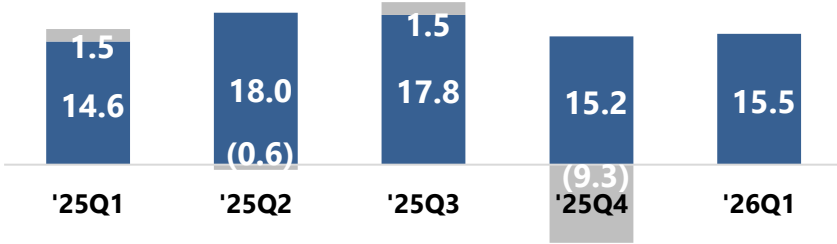
CONFIDENTIAL AND PROPRIETARY. Any use or dissemination of this material without the expressed written permission of Integrated Micro-Electronics Inc. and/or AC Industrial Technology Holdings Inc. is strictly prohibited.





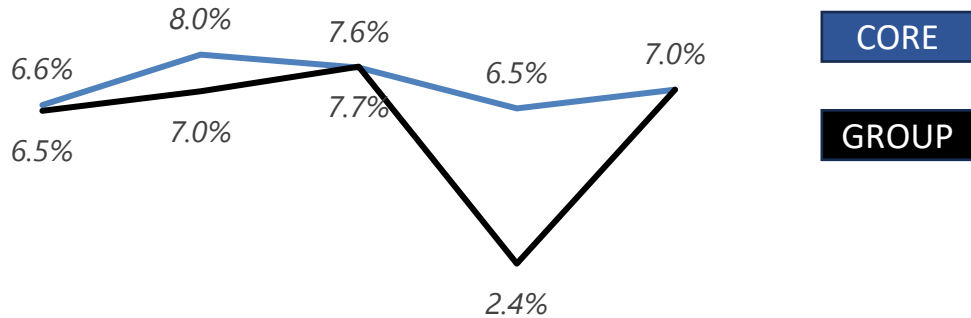
Adjusted EBITDA

CORE VIA



Period	Group
'25Q1	16.1
'25Q2	17.4
'25Q3	19.3
'25Q4	5.9
'26Q1	15.5

Adj. EBITDA%



- Core Q1 EBITDA +2% Q/Q ; +6% Y/Y
- EBITDA generation remains strong despite soft market demand
- Continued shift of business portfolio towards higher-margin segments
- Prioritizing sticky business with stronger life-cycle profitability
- Driving manufacturing efficiency to reduce scrap and downtime
- Negotiating better raw material pricing through strategic partnerships

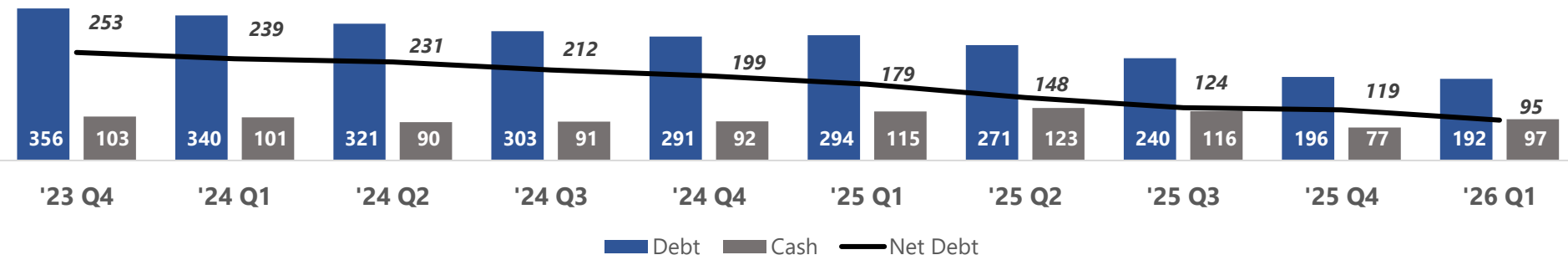
in US\$ Millions

CONFIDENTIAL AND PROPRIETARY. Any use or dissemination of this material without the expressed written permission of Integrated Micro-Electronics Inc. and/or AC Industrial Technology Holdings Inc. is strictly prohibited.





Balance Sheet



(US\$ Millions)	Dec 2025	Mar 2026
Short-Term Debt	96.9	93.7
Long-Term Debt	99.1	97.9
Total Bank Debts	196.0	191.6
Cash and Investments	76.5	96.7
Net Debt	119.4	94.9
Common Equity Attributable to Parent	256.0	255.3

Key Financial Ratios	Dec 2025	Mar 2026
Current ratio	1.32	1.32
Bank Debt/ Total Equity	0.77	0.75
Net Debt / Total Equity	0.47	0.37
Book value/share (\$)	\$0.12	\$0.12
Book value/share (PHP)	₱6.77	₱6.99

- Loan repayments led to 20% y-o-y reduction of interest expense
- Net debt now at an ideal level
- Future strategic CAPEX can be funded primarily from cash generated from operations
- Balance sheet ratios within target

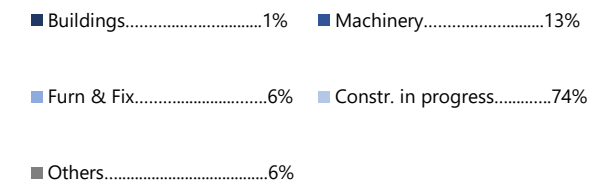
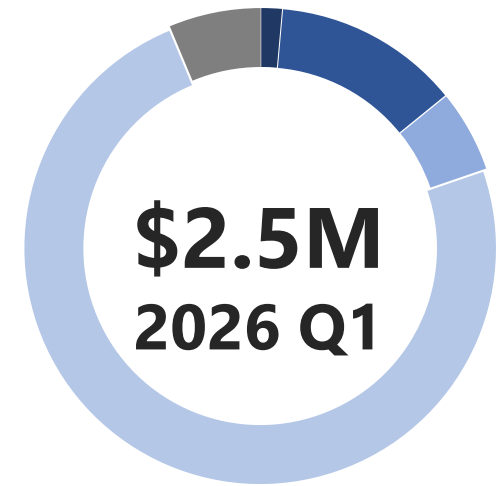
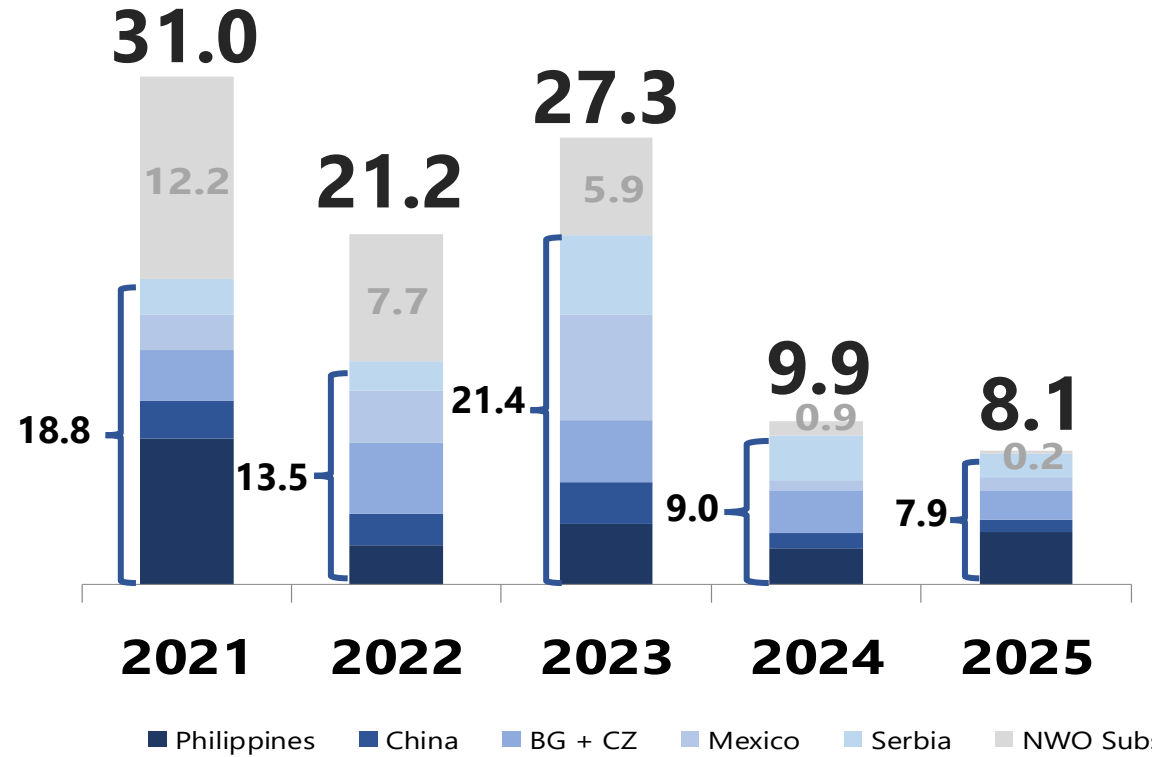
*Excluding Minority Interest

** Forex Rates at respective period close

CONFIDENTIAL AND PROPRIETARY. Any use or dissemination of this material without the expressed written permission of Integrated Micro-Electronics Inc. and/or AC Industrial Technology Holdings Inc. is strictly prohibited.



Disciplined Capital Investments





Key Takeaways

➤ Sustained EBITDA Growth

- Q1 EBITDA up 2% Q/Q and 6% Y/Y, demonstrating resilient profitability despite flat revenues
- Flat topline reflects soft market conditions and the deliberate exit from low-margin accounts
- Higher factory utilization, improved manufacturing efficiency, and negotiated raw-material pricing collectively strengthened margins

➤ Middle East Conflict

- No material effect on IMI revenues so far
- Collaborating with customers and suppliers to mitigate operational impact
 - Early forecasting of orders to manage lead time and avoid use of expensive air-freight
 - Proactive identification of alternative components and qualification of suppliers
- Significant share of IMI energy consumption is from renewable energy sources

➤ Robust Balance Sheet

- \$95M Net Debt is an optimal level for IMI
- Strong operational cash flow generation in the past two years enabled significant paydown of debt
- Strategic CAPEX in the future can primarily be funded through internal cash generation

➤ Future Growth

- IMI is well-positioned to capture mobility active-safety growth through best-in-class camera expertise
- Governments increasingly mandating advanced safety features (e.g., driver-side monitoring)
- Power module identified as a key growth pillar that encompasses both mobility and connectivity markets
- Plastics and machining capabilities enable IMI to move up the value chain and offer complete solutions to customers



Q&A



A member of  AC Industrials

YOUR GLOBAL TECHNOLOGY SOLUTIONS PARTNER



010100011010000110 0010111001100100000
1001100100001100110011011011101101101
001110010110000101101110011001000110
01000110100011001010111000011101000010
110110111010101010110110
100010000001101000011001010111001
00011001101101110111
110100011010001101001011011
0001101000011010101000000011000100110
010001011100100111001001000000111011
01010000110100001101001011100110010000
10111010 00001100101101
001110010011000010110
0000111010001100101
1101101101010010111100110011001000
1100010000001101000110010101110010110



connect with us